


SATURN-36/54 (VL-6012)

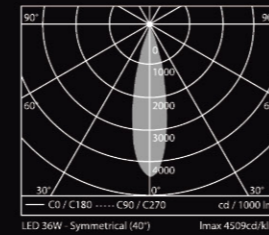
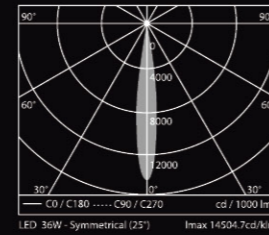
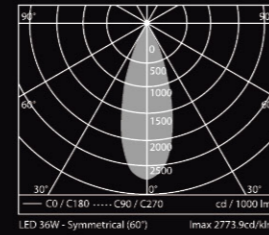
Waterproof in-ground lights for MONO & R.G.B mixing LED PCB type

Fixture height	202mm
Beam angle	Symmetrical
Luminous flux [lm]	1,739[lm] – 2,446[lm]
Protection Class	IP67
Certification	KS C 7713 _ LED 경관등



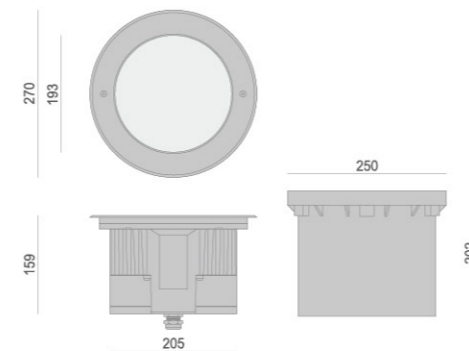
Description

알루미늄 몸체, 강화유리, 케이블그랜드를 기본으로 완벽한 방수처리가 되도록 디자인한 SATURN은 몸체 자체가 방열 역할을 하여 안정적으로 고 광속을 낼 수 있는 제품이다. 건축물 외벽, 조형물 등을 조사에 적합하며, 기존광원 MH 150W를 LED 54W로 대체 가능하여 64%의 에너지 절약효과가 있는 제품으로 친환경적인 직사광선으로 피사체에 대한 훼손이 발생하지 않으므로 직접투사에 적절하게 사용될 수 있다. SATURN은 서브 콘트롤러, 전원 공급장치를 조명기구 내부에 장착할 수 있어 설치 및 유지보수가 용이한 제품이다.




CLASS III 7.69kg

MODEL	CODE NO.	LAMP	BASE	INPUT	lm/cd
SATURN	6012-P36	LED 36W	PCB	DC 24V or AC 220V	1,739[lm]
새턴	6012-P54	LED 54W	PCB	DC 24V or AC 220V	2,446[lm]



- Material :** Body_ aluminum die casting. Diffuser_ 6mm toughened clear tempered glass. Cover frame_ 3mm toughened stainless steel plate. Heat sink_ aluminum die casting. Housing_ acrylonitrile butadiene styrene resin box. Gasket and seals_ silicone rubber. Fixings_ stainless steel screws.
- Finishing :** Mechanical and chemical anticorrosion treatment; AKZONOBEL, Polyester, UV resistant, exterior paint system, thermally cured at 200 °C
- Vents :** Waterproof protective lamp vent (IP67)
- Adjustment :** Fixed lighting fixture
- Power :** Electronic power supply unite excluded or included
- Input Voltage :** DC 24V (Request on AC 220~240V 60Hz)
- Control Gear :** Sub-controller included (Request on external sub-controller)
- Options :** Remote divers on request (Dimming, color change)
Cable lengths on request
Power supply included
- Paint Color :** Natural stainless steel, Black painted (Standard) / Another paint color on request



Energy Saving
64%
LED 54W vs Metal halide 150W